

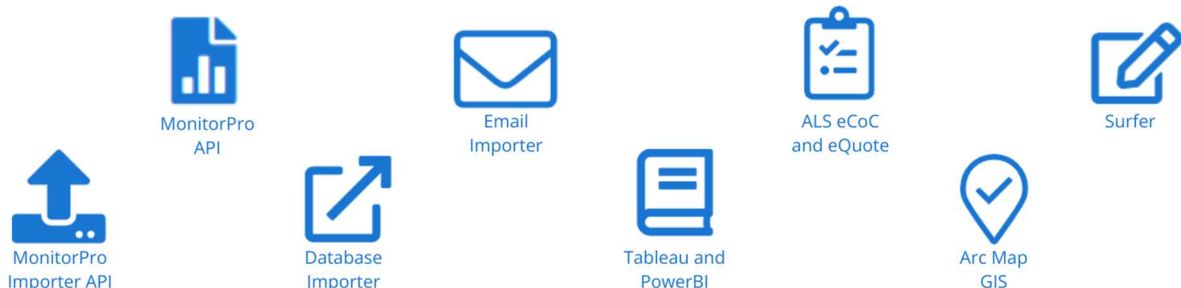
Integration Options in MonitorPro

In addition to the collection of environmental data, an integral part of environmental regulations and permits is the analysis of said data and generation/submission of reports to required agencies. This often requires the import of additional data from external sources, such as weather or lab data, for further analysis with the collected field data.

Therefore, an environmental data management software system requires the tools to not just collect and store environmental data, but also provide ways to both easily manage it, analyse it, export it to other software tools, and create outputs required for reports.

Powerful and Flexible Integration Options in MonitorPro Make it the Best Choice for Environmental Data Monitoring

Several different integration features are available in **MonitorPro** to aid in your environmental data analysis, ensuring **MonitorPro** meets all your environmental analysis and reporting needs:

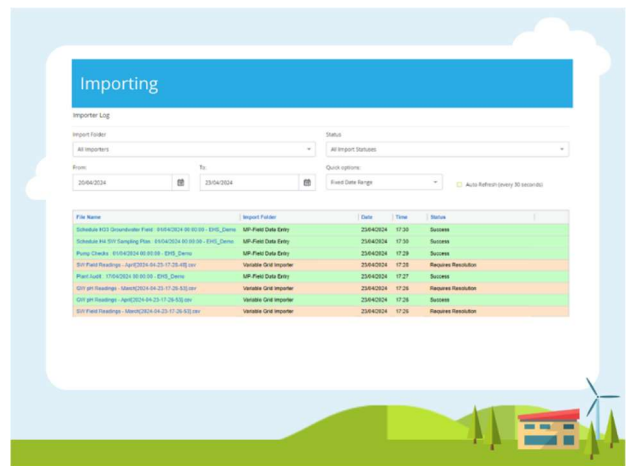


MonitorPro

MonitorPro Importer API

The **MonitorPro** Importer API allows users to connect several API endpoints for importing data into the database. Once connected to these endpoints the importer can automatically retrieve the data from the external system at a timed interval. Examples of these end points include:

- Generic data providers, e.g. companies offering access to generally available data streams (weather, air quality, etc.).
- Cloud data retrieval after collection in the field, e.g. loggers/site-based weather stations.
- Lab data.



MonitorPro API

While the **MonitorPro** Importer API brings in data into the database, the **MonitorPro** API is used for the outward reporting of data into other systems such as:

- Tableau, PowerBI, and Data Lake for example.

Token-based security gives users simple and secure means to connect external applications to **MonitorPro**.

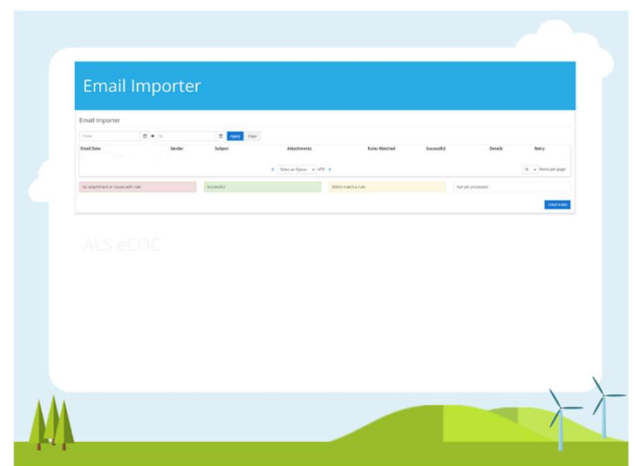


MonitorPro

Email Importer

The **MonitorPro** Email Importer directs data files to the correct import workflow by applying a range of rules to incoming emails.

- These emails are processed, and attachments are stripped for import.
- This removes the need for manually processing routine emails and eliminates issues of employee absence, shared inboxes, and human error.



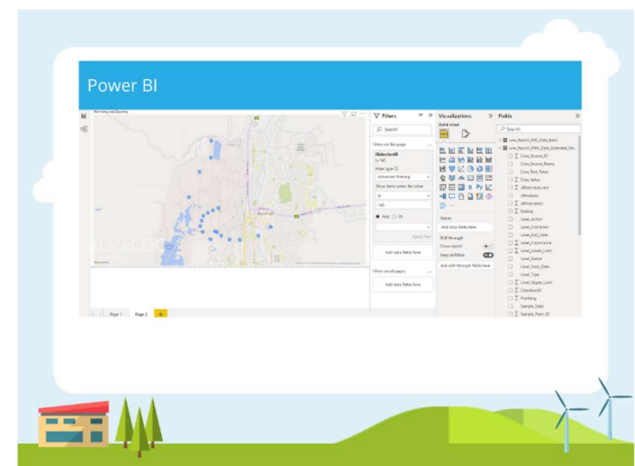
Database Importer

MonitorPro has an inbuilt Database importer for connecting to other database systems, often used to import data from historians such as PI and SCADA where required data can be pulled at a set frequency for further reporting.

Tableau and PowerBi

Tableau and PowerBI enable users to visualise their data securely stored in **MonitorPro**.

- Your **MonitorPro** database can easily be connected to Tableau or PowerBI via secure connection to create content for reports using this data.

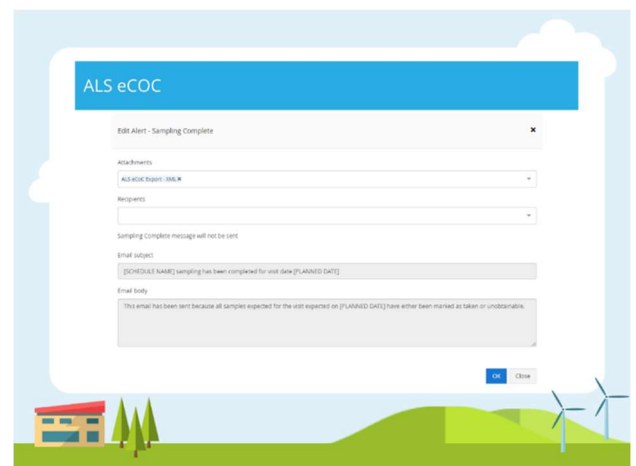


MonitorPro

ALS eCOC and eQuote

ALS eCOC: **MonitorPro** supports the ALS standard for an electronic chain of custody (eCoC) format.

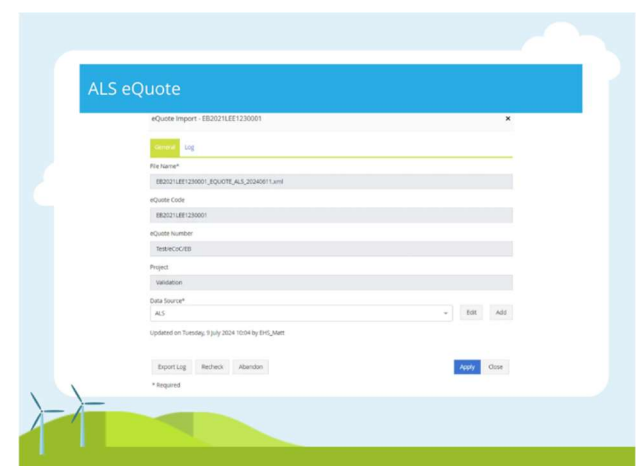
- Clients can generate these electronic eCOC from **MonitorPro** using the Monitoring Scheduler, which details the required fields ALS needs to register the samples.
- The eCOC can then be sent from **MonitorPro** either straight to the lab directly or to another workflow.



The screenshot shows a web interface titled "ALS eCOC" with a sub-header "Edit Alert - Sampling Complete". It features several input fields: "Attachments" (with a dropdown menu), "Recipients" (with a dropdown menu), and "Email subject" (containing "[SCHEDULE NAME] sampling has been completed for site date [PLANNED DATE]"). Below these is a "Email body" field with a pre-filled message: "This email has been sent because all samples expected for the visit expected on [PLANNED DATE] have either been marked as taken or undetectable." At the bottom right, there are "OK" and "Close" buttons.

ALS eQuote: ALS produce an eQuote which details the analytical requirements a client has requested, the cost, and the containers required for sampling.

- **MonitorPro** can accept this quote (provided as an XML) to automate the creation of Sample Templates which are the basis for the **MonitorPro** Monitoring Scheduler.



The screenshot shows a web interface titled "ALS eQuote" with a sub-header "eQuote Import - EB021LEE1230001". It contains a form with the following fields: "File Name*" (EB021LEE1230001_QUOTE_ALS_20240611.xml), "eQuote Code" (EB021LEE1230001), "eQuote Number" (TesteCOC03), "Project", "Validation", and "Data Source*" (ALS). There are "Edit" and "Add" buttons next to the "Data Source*" field. At the bottom, it says "Updated on Tuesday, 9 July 2024 10:04 by EHS_Matt" and includes "Export Log", "Recheck", and "Abandon" buttons. A "Required" asterisk is at the bottom left. "Apply" and "Close" buttons are at the bottom right.



MonitorPro

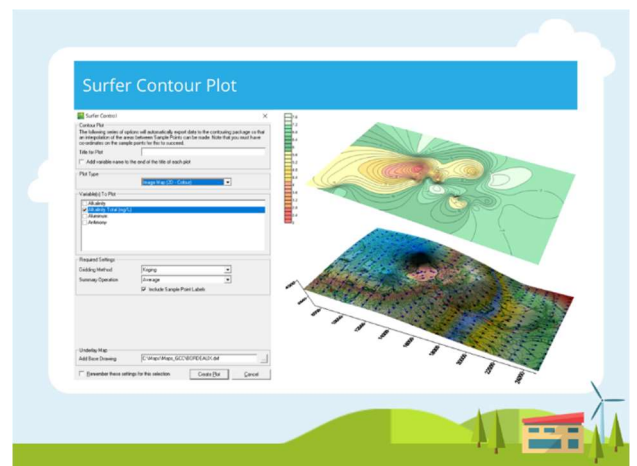


Arc Map GIS

Through **MonitorPro's** direct database access users can connect Arc Map GIS to their database for further data visualisation.

Surfer

MonitorPro enables the exporting of data into Surfer, enabling the rapid display of contour plots and classed post maps for data visualisation.



Time to Choose MonitorPro for Environmental Data Management

MonitorPro offers diverse options for incoming and outgoing integration with other systems, resulting in both seamless data importing and streamlined onward reporting. This provides significant time savings as users can easily access a range of data types in a single, secure, and readily accessible location.

